



Results of the Quiz

Niko Hänninen



THULE INSTITUTE

Centre of Northern Environmental Technology P.O. Box 7300 Thule Institute FI-90014 University of Oulu, Finland nortech@oulu.fi



This project is co-funded by the European Union, the Russian Federation and the Republic of Finland.



Greensettle

GREEN CITIES AND SETTLEMENTS

1. and 2. Bicycling and traffic laws

1. Do traffic laws apply to bicycling

A) Yes

B) No

2. In traffic law, is bicycle considered a vehicle?

A) Yes

B) No



THULE INSTITUTE NorTech Oulu

UNIVERSITY of OULU

3. and 4. Driving on roads vs. bicycle ways

3. What side of the road do you drive on bicycle roads?

- A) Right
- B) Left

4. If there is no bicycle way and you need to drive on the road, which side of the road you drive on?

- A) Right
- B) Left



THULE INSTITUTE NorTech Oulu

UNIVERSITY of OULU

5. Transporting a child on bicycle

5. How old you have to be to be able to transport a child on the bicycle's child seat?

- A) 15
- B) 16
- C) 18



THULE INSTITUTE NorTech Oulu

UNIVERSITY of OULU

6. And 7- Reaction time

6. What is your breaking distance if you drive 20 km/h speed?

- A) 7 m
- B) 10 m**
- C) 14 m

7. What is your breaking distance if you drive 40 km/h speed?

- A) 15 m
- B) 20 m
- C) 27 m**



THULE INSTITUTE NorTech Oulu

UNIVERSITY of OULU

8. Where should the pedestrian walk?

8. A – on the right or left side of the road




THULE INSTITUTE NorTech Oulu

UNIVERSITY of OULU

9. Who should yield?

9. B – car driver



THULE INSTITUTE NorTech Oulu

UNIVERSITY of OULU

10. Who should yield?

10. B – car driver




THULE INSTITUTE NorTech Oulu

UNIVERSITY of OULU

11. Who should yield?

11. A – bikers

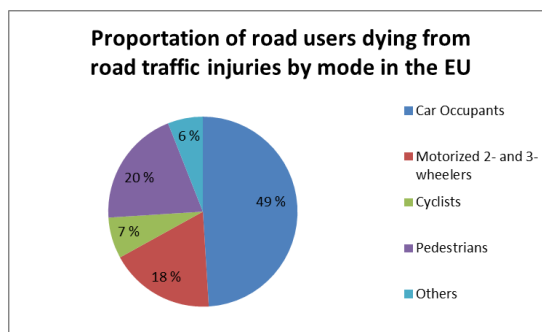


THULE INSTITUTE NorTech Oulu

UNIVERSITY of OULU

12. Safest means of transportation

- A) Driving a car
 B) Driving a motorcycle
 C) Cycling
 D) Walking



Source: European facts and Global status report on road safety 2013

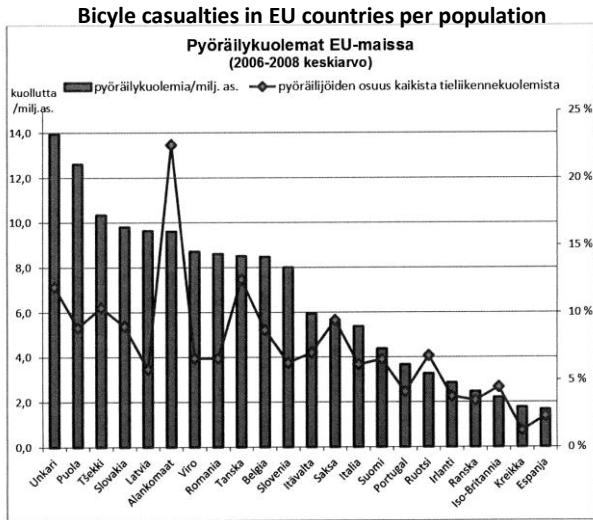


THULE INSTITUTE NorTech Oulu

UNIVERSITY of OULU

13. Safest country for cycling?

- A) Holland 3
- B) Spain 1
- C) Hungary 4
- D) Finland 2



Source: Salla Kervinen, *The Knowledge of Right-of-Way Rules in Cycling, Liikenneturva 2012*

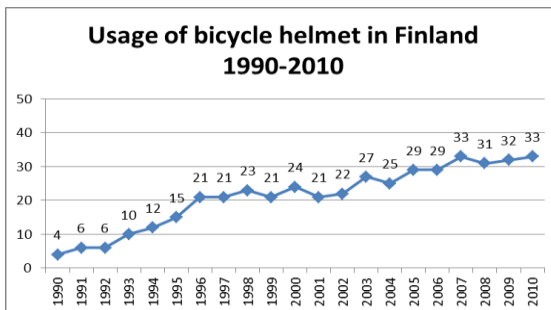


THULE INSTITUTE NorTech Oulu

UNIVERSITY of OULU

14. Use of bicycle helmets in Nordic countries

- A) Finland 1) 15 %
- B) Denmark 2) 18 %
- C) Sweden 3) 30 %
- D) Norway 4) 24 %



Source: Salla Kervinen, *The Knowledge of Right-of-Way Rules in Cycling, Liikenneturva 2012*



THULE INSTITUTE NorTech Oulu

UNIVERSITY of OULU

15. Does it matter if you wear a helmet or not?

15. By how many percent does a bike helmet improve your chances of survival?

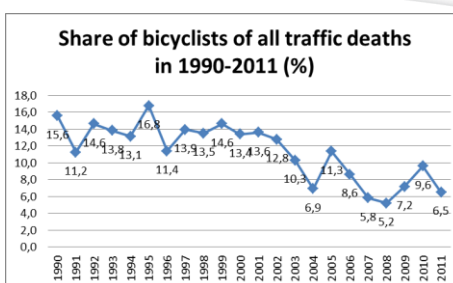
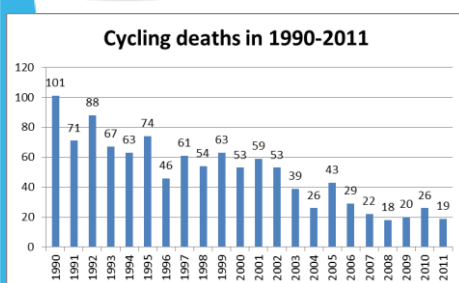
- A) 25 %
- B) 37 %
- C) 56 %
- D) 73 %



THULE INSTITUTE NorTech Oulu

UNIVERSITY of OULU

Cycling casualties in Finland



- Mortality rate of cycling in Finland 2004–2006
 - for 100 million kilometers: **2,2** (for car drivers and passengers 0,38)
 - for 100 million hours: **23** (for car drivers and passengers 19)



THULE INSTITUTE NorTech Oulu

Source: Salla Kervinen, *The Knowledge of Right-of-Way Rules in Cycling*, Liikenneturva 2012

What makes cycling dangerous?

- Over 60 % of the victims were men
- About 15 % of the victims were under the influence of alcohol
- Over 50 % of the victims were over 65 years old
- About 85 % of the victims did not wear a helmet

Injured and deceased cyclists per 100 000 inhabitants of the age group in 2011

	0-5	6-9	10-14	15-17	18-20	21-24	25-34	35-44	45-54	55-64	65-74	75-	Total	
Deaths		0,4					0,1		0,4	0,1	1,6	1,1	0,4	
Injuries		0,8	19,9	40,8	30	28	21,9	16,2	11	16,6	16,7	16,8	17	17,5

Source: Statistical review of Liikenneturva concerning cycling, 4th of March 2013



THULE INSTITUTE NorTech Oulu

UNIVERSITY of OULU

..and the winner is...?



THULE INSTITUTE NorTech Oulu

UNIVERSITY of OULU